

All about You

Unit Two

E Y E S

thin

mouth

tall



fat

blond hair

good looking

nose

Guía de Inglés para
Primer Ciclo de E. Media



Guía de Inglés para Primer Ciclo de E. Media

Coordinación Nacional de Normalización de Estudios
División de Educación General
Ministerio de Educación.
Inscripción N° 123375

Diseño y Producción: DUO Diseño y Comunicación
Ilustraciones: Miguel Marfán
Edición Actualizada

Impreso por: RR Donnelley
Año impresión: 2012
Distribución gratuita.



years

s i s t e r

PARENTS

m e c h a n i c

I'm

salesman

h u s b a n d

All About You



Unit Two

Elaborada por:
Jessica Delgado





OBJETIVOS

En esta unidad podrás:

- Dar y requerir información acerca de sí mismo, en forma oral y escrita.
- Reconocer diferentes tipos de textos (narraciones, formularios, etc.)
- Obtener información general y específica de textos escritos y auditivos.
- Describirse a sí mismo(a) y a otras personas.
- Interactuar siguiendo una pauta.

CONTENIDOS LINGÜÍSTICOS

Léxico:

Referido a información personal, características físicas, miembros de la familia, partes del cuerpo, ocupaciones, países y nacionalidades.

Estructuras gramaticales:

Verbo to-be (presente afirmativo, negativo e interrogativo), pronombres posesivos.

Funciones:

Dar y requerir información personal.
Describir personas.



Pre-reading

- Confeccione un listado de palabras en castellano relativas a parentescos familiares (madre, cuñado, tía ,etc.). Use luego el diccionario para buscar su equivalente al inglés.

_____	_____
_____	_____
_____	_____
_____	_____
_____	_____
_____	_____
_____	_____
_____	_____
_____	_____
_____	_____

Reading :

- Lea el siguiente texto. Marque todas las palabras relativas a parentesco que encuentre.

Hello! I'm Rodrigo Ortega. I'm from Mendoza, Argentina, but my parents are from Santiago. They are Chilean. I'm twenty three years old and I'm a salesman in a shoe-shop in a shopping centre.

My father is a mechanic, but he is not working now. His name is Pedro. My mother is a housewife. Her name's Rosa.

My sister is seven and my brother is fifteen. Their names are Antonella and Piero. They are students.

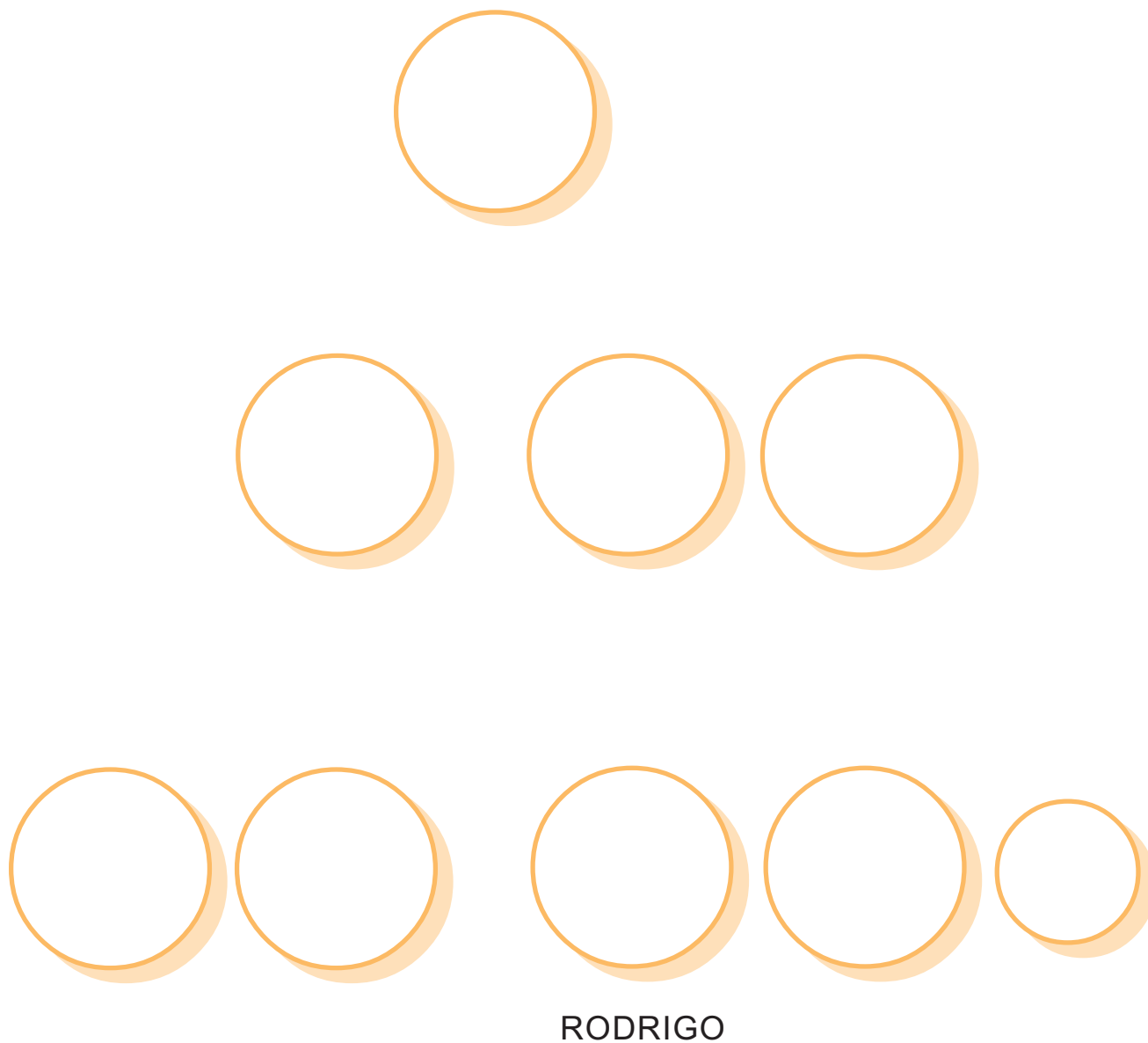
I also live with my uncle, Juan. He is my mother's brother. He is divorced and he lives with my cousins Camilo and Jimena. My grandfather, who also lived with us, died last month.

- Answer according to the text.

True or False

1. _____ Rodrigo is 23 years old.
2. _____ Rodrigo is a saleswoman.
3. _____ Rodrigo's father is a mechanic.
4. _____ Rodrigo's mother is a housewife.
5. _____ His brother's name is Piero.
6. _____ His sister Antonella is fifteen years old.
7. _____ Juan is his father's brother.
8. _____ Juan is his father's brother in law.
9. _____ Camilo and Jimena are Pedro and Rosa's nephews.
10. _____ His grandfather is dead.

- Draw Rodrigo's family tree. Include his dead grandfather. Write the names and relationship with Rodrigo.





- Complete about the text:

1. Rodrigo is _____ years old.
2. He is a _____ in a _____ shop.
3. His father is a _____
4. He's got _____ brother and _____ sister.
5. Juan is _____
6. Juan has got _____ children.

- Circle the right alternative:

1. Rodrigo is

- a. a salesman
- b. a saleswoman
- c. a travelling salesman

2. Pedro is

- a. Rodrigo's brother
- b. Rosa's husband
- c. Antonella and Piero's uncle

3. Antonella is

- a. Pedro's aunt
- b. Rodrigo and Piero's sister
- c. Antonella and Piero's uncle

4. Pedro is

- a. A mechanic
- b. A technician
- c. An electrician


5. Rosa and Pedro are from

- a. Santiago
- b. Mendoza
- c. A mall

6. Rodrigo's grandfather

- a. Died a month ago
- b. Died a year ago
- c. Is not dead.

- Classify the following words:



Father, mechanic, electrician, Chilean, Argentinian, Peru, housewife, sister, brother, American, United States, grandfather, student, England, Mexican, uncle, English, Chile, aunt, cousin, technician, salesman, Canadian, China, nephew, brother in law, grandmother, doctor, Canada, singer, dad, mum, teacher, saleswoman, France, French, Chinese.

FAMILY MEMBERS

JOBS



COUNTRIES

NATIONALITIES

Pre - listening

- Draw or cut out and paste a picture to illustrate the following characteristics.

TALL

SHORT

FAT

THIN

LONG

BLOND HAIR

BLACK HAIR

BROWN EYES

Parts of the body

HEAD	MOUTH	NOSE	HAIR	FINGERS	
FOOT	HAND	ARM	EYES	NECK	LEG
KNEE	FACE	SHOULDER	FOREHEAD		


- Look the words up in the dictionary and then label the parts of the body.



Listening

- Listen and match with the photographs.

Tom Cruise
Britney Spears
Madonna
Leonardo di Caprio
Shakira



1. He's from the U.S.A. He's a famous and very good looking actor. He has got blond hair, blue eyes, little nose, and a beautiful mouth and smile.

What's his name?

2. She's a very good singer. She's quite irreverent. She's always doing something extravagant. She has got blond hair, green eyes, little nose and a sensual mouth.

What's her name?

3. She's a singer too. She's from Colombia. She sings and dances very well. She has got long, black hair, but now she has blond and curly hair. She has got a big nose and mouth.

What's her name?

- Listen again and answer true or false.

1. _____ Madonna has got blond hair.
2. _____ Madonna has a big nose.
3. _____ Leonardo di Caprio has got black hair.
4. _____ Leonardo di Caprio has got blue eyes.
5. _____ Shakira has got long hair.
6. _____ Shakira has curly and blond hair now.

- Complete with the information from the text

MADONNA

LEONARDO DI CAPRIO

HAIR _____

NOSE _____

MOUTH _____

EYES _____

SHAKIRA

HAIR _____

NOSE _____

MOUTH _____

EYES _____



Post - listening

- Describe yourself (Use I'm.....,I've got.....)

- Describe these people.



Oral Practice

- Dialogue

Rodrigo is trying to come back to school. He has to be interviewed by the principal of the school to get a place at San Luis School in Pudahuel.

Principal : Hello. Can I help you?

Rodrigo : Yes, I want to know what I have to do to study here.

Principal : What's your name?

Rodrigo : Rodrigo.

Principal : And what's your surname?

Rodrigo : Ortega.

Principal : Okay Rodrigo. How old are you?

Rodrigo : Twenty three, I'm twenty three years old.

Principal : What was the last grade you studied?

Rodrigo : 8th grade.

Principal : Why didn't you continue your studies?

Rodrigo : Well, I couldn't. I had to start working and also I wasn't a good student at all.

Principal : Mmmm. Where do you live?

Rodrigo : I live near here.

Principal : That's good. And are you working now? What's your occupation?

Rodrigo : Yes, I'm a salesman in a shoe shop.

Principal : And do you think it is possible for you to study?

Rodrigo : I think it is up to me. I'll do my best.

Principal : Those are the magical words. You are in the right place. As you said before, it's up to you now! Can you fill this form, please?

- Complete the form with Rodrigo's information.

NAME: _____

SURNAME: _____

AGE: _____

OCCUPATION: _____

ADDRESS: _____

LAST GRADE STUDIED: _____

Functions

Ask and give personal information.

Answer about you:

1. What's your name?
2. What's your surname?
3. How old are you?
4. What's your occupation?
5. What's your address?
6. What's your phone number?
7. What was the last grade you studied?

- Ask somebody else. Write his or her answers.

NAME: _____

SURNAME: _____

AGE: _____

OCCUPATION: _____

ADDRESS: _____

PHONE NUMBER: _____

LAST GRADE STUDIED: _____

Pronunciation

Wh, as in why, where, somewhere

1. Production

- Pon tus labios redondos, y sopla haciendo un sonido sin voz.

Which	whiskey	nowhere
Where	whisper	somewhere
Why	whip	anywhere
When	whether	somewhat
What	whistle	everywhere

2. Comparison

- Practica estos sonidos que a veces se confunden. Repítelos muchas veces.

Which	witch	where	hair
Whether	weather	when	her
What	watt	wheat	heat
Where	wear	white	height

3. Sentences

Where and when did you study before?

No one knew when or why he had left school.

Wherever he went and whatever he did, his reputation remained everywhere the same.

Project

Choose one

YOUR FAMILY

- Find a photograph of your family.
- Write about the names, the ages and the jobs of the people in your family.

YOUR FAVORITE SINGER

- Find a picture of him or her.
- Write about him or her.
(name, age, nationality, etc.)

YOUR FAVOURITE GROUP

- Find a picture of them.
- Write about them.
(names, ages, nationalities, etc.)

If you have another idea, go ahead! It's your project.

- Remember

HE - HIS - HIM (para masculino)

SHE - HER - HER (para femenino)

THEY - THEIR - THEM (para 3° persona plural)



Cultural Page

Names

What's your name? _____

What's your favourite name? _____

There are thousands of different names in Chile. Some are from Spain, others are taken from other cultures. Just a few are really from Chile. There are always some fashionable names. Nowadays there are a lot of boys and girls named Nicolás, Sebastián, Ignacio, Matías, Catalina, Javiera, etc.

Some common names are very similar in different languages. For example Juan in Spanish is John in English, Giovanni in Italian and Jean in French.

In Britain, the most common surname is Smith (over 7.000.000 in Britain and 18.000.000 in America). In fact, there are nearly 30.000 people in Britain called John Smith.

• Answer

1. What are some popular first names for boys in Chile?

2. What are some popular first names for girls in Chile?

3. What is the most common English surname?

4. What is the most common name and surname in Chile?

5. Do you know some English native names? Write them.

Grammar

- Complete the tables

TO - BE (Present Simple)

AFFIRMATIVE

CONTRACTION

I am

I'm

You are

you're

He _____

he's

She _____

It _____

They _____

We _____

we're

Possessive Adjectives

Pronoun

Possesive Adjective

I (Yo)	my (mi)
You (Tú)	your (tu)
He (Él)	his (su)
she (Ella)	her (su)
it ()	its (su)
they (ellos)	their (sus)
we (nosotros)	our (nuestro)

NEGATIVE

CONTRACTION

INTERROGATIVE

I am not

Am I?

You _____

you _____

_____ you?

he _____

_____ ?

she _____

is _____ ?

_____ isn't

_____ ?

they _____ not

_____ ?

we _____

are _____ ?

Lexical Revision

- Write the meaning of the words in your language. Add the missing examples.

WORD	MEANING	EXAMPLE
Father	_____	His father's name is Pedro.
Dad	_____	He loves his dad.
Mother	_____	Ana's mother is Rose.
Mum	_____	She loves her mum.
Son	_____	Pedro's sons are Rodrigo & José.
Daughter	_____	Pedro and Rosa's daughter is Ana.
Brother	_____	Ana has got two brothers.
Sister	_____	Ana is Rodrigo's sister.
Uncle	_____	_____
Aunt	_____	_____
Cousins	_____	_____
Tall	_____	_____
Short	_____	_____
Fat	_____	_____
Thin	_____	_____



Long _____

Short _____

Blond _____

Brown _____

Black _____

Mechanic _____

Electrician _____

Technician _____

Housewife _____

Hair _____

Mouth _____

Nose _____

Eyes _____

Ears _____

Legs _____

Arms _____

Fingers _____

Head _____

Neck _____



Self Check

1. Answer about you:

- a. What's your name?
- b. What's your surname?
- c. How do you spell your surname?
- d. How old are you?
- e. What's your occupation?
- f. What's your nationality?



2. Answer about a famous public figure. Find a picture if you can.



- a. What's his name?
- b. What's his surname?
- c. How old is he?
- d. What's his occupation?
- e. What's his nationality?

3. Answer about a famous actress. Find a picture if you can.

- a. What's her name?
- b. What's her surname?
- c. How old is she?
- d. What's her occupation?
- e. What's her nationality?

4. Answer about your best friends.

- a. What are their names?
- b. How old are they?
- c. What's their occupation?
- d. What's their nationality?

5. Describe yourself.

Evaluación

¿Cómo te sentiste trabajando en esta unidad?

¿Cuáles fueron tus mayores dificultades?

¿Cuáles fueron tus mayores logros?



AHORA PUEDO:	MUY BIEN	MÁS O MENOS	AÚN NO
• Dar y requerir información personal.			
• Leer y comprender pequeños textos escritos.			
• Completar formas con información de textos escritos y auditivos.			
• Describir personas.			
• Escribir pequeños párrafos.			
• Reconocer y usar léxico referido a información personal, partes y características del cuerpo, miembros de la familia y otros.			
• Usar el verbo to-be en sus formas presente afirmativa, negativa e interrogativa.			
• Usar pronombres posesivos.			



