

# City and Work

## Unit Three



Guía de Inglés para  
Primer Ciclo de E. Media




## **Guía de Inglés para Primer Ciclo de E. Media**

Coordinación Nacional de Normalización de Estudios  
División de Educación General  
Ministerio de Educación.  
Inscripción N° 123375

Diseño y Producción: DUO Diseño y Comunicación  
Ilustraciones: Miguel Marfán  
Edición Actualizada

Impreso por: RR Donnelley  
Año impresión: 2012  
Distribución gratuita.



church

bank

monument

school

cathedral

post  
office

newsagent

---

# City and Work



## Unit Three

**Elaborada por:**  
Jessica Delgado





## OBJETIVOS



### En esta unidad podrás:

- Identificar y usar el vocabulario referido al entorno físico (barrio, ciudad, país...) y las actividades que se están realizando en el momento de hablar.
- Comprender el mensaje global y específico de textos escritos y adaptados, referidos al tema de la ciudad y del trabajo.
- Comprender textos orales relacionados con la ciudad.
- Dar y seguir instrucciones para llegar a una dirección en forma oral y escrita.
- Responder por escrito usando oraciones originales.
- Reconocer y aplicar expresiones de existencia y no existencia, preposiciones de lugar y el tiempo presente continuo.

## CONTENIDOS LINGÜÍSTICOS

### Léxico:

Words referred to places in a city.

### Estructuras gramaticales:

Prepositions of place.

Present continuous: to be + verb ing.


### Funciones:

Ask and give directions to the places.

### Pronunciación:

Sonidos / l: / / / /

## Pre-reading



1. ¿Cómo es su barrio? Compártalo con un compañero o compañera.

## Key words

A house - una casa

A flat - un departamento

A building - un edificio

A town - un pueblo

A city - una ciudad

**rooms** - **habitaciones**

bedroom - dormitorio

kitchen - cocina

backyard - patio

**Furniture** - **muebles**

armchair - sillón

bed - cama

cupboard - armario

carved - tallada

**Activities**

making - haciendo

cleaning - limpiando

walking - caminando

crossing - cruzando

washing up - lavando

## A visit to Santiago



post office



museum



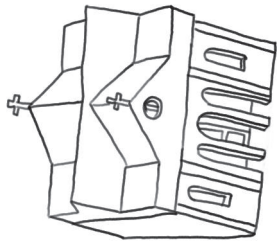
council



newstand



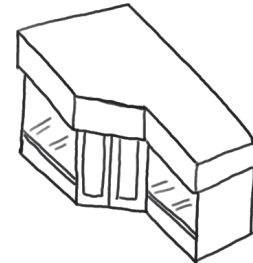
monument




cathedral



square



chemist



restaurant



bookshop



public toilet





2. Study the map and make a list of the places to see.

Ex: There is a cathedral.

_____	_____
_____	_____
_____	_____
_____	_____
_____	_____
_____	_____

### Reading

3. Read about Mauricio and Anna and complete the chart.

Mauricio and Anna are living in a house in the suburbs in Santiago. There are five people in the family; the couple and three children. Anna is a primary school teacher. Her work is within twenty minutes from the house. On the way to school there is a church, a newstand, houses and a park. At the end of the park crossing the street you can see the school.

Now, Mauricio is working at home. He is making a hand made piece of furniture. He is a craftsman. The show room and the joiner's workshop are in the backyard. In Mauricio and Anna's home there is a lot of furniture made by Mauricio's hands. In the living room there is a table and two armchairs. In the kitchen there are two cupboards. In the bedroom there is a beautiful carved bed.

Ana is very proud of Mauricio's work.

When Anna arrives home everybody in the family is doing something. Sebastian, the youngest son, is cleaning his room. Maria, their daughter, is doing the shopping at the supermarket. And Mauricio junior, the eldest son, is doing the dishes in the kitchen.

4. Complete the chart using the reading text.

MEMBER OF FAMILY	PLACE	ACTIVITY
Anna	At school	Teaching

5. Match the questions in column A with the answer in column B.

**A**

**B**

- |   |       |                                    |
|---|-------|------------------------------------|
| 1. What is his name?                          | _____ | Cleaning his room.                 |
| 2. What is her name?                          | _____ | Mauricio.                          |
| 3. Is that a house or a flat?                 | _____ | A house.                           |
| 4. What is Sebastian doing?                   | _____ | He's making a furniture.           |
| 5. Which places are there in her way to work? | _____ | Anna.                              |
| 6. Where is the school?                       | _____ | The church, a newstand and houses. |
| 7. What is Mauricio doing?                    | _____ | At the end of the park.            |

6. Underline all the rooms in the text.

7. This is Anna and Mauricio's house. Write the furniture in the rooms according to the text: table - cupboard - bed - armchair.

<b>ROOMS IN A HOUSE</b>	<b>BEDROOM</b>	<b>BATHROOM</b>
<b>BACKYARD</b>	<b>LIVING ROOM</b>	<b>DINNING ROOM</b>
<b>KITCHEN</b>	<b>GARDEN</b>	

## Post - reading

### THERE IS / THERE ARE

Se usa para hablar de algo que hay o existe, en singular o plural.

Affirmative	Negative	Interrogative
There is There are	There is not There are not	Is there? Are there?

There is a table in the kitchen.  
There isn't any dictionary in your house.

There are two pictures.  
There are some friends in the garden.

8. Read about Mauricio and Anna's house. Write true or false.

- \_\_\_\_\_ There is a backyard.
- \_\_\_\_\_ There are two tables in the dining room.
- \_\_\_\_\_ There is a carved night table in the bedroom.
- \_\_\_\_\_ There is an armchair and a table in the living room.
- \_\_\_\_\_ There are two cupboards in the kitchen.

9. What's in the classroom? Circle the right answer and complete.

1. Is there a bookcase?

Yes, there is a bookcase. / No, there isn't any bookcase.

2. Are there any books?

Yes, there are some books. / No, there aren't any books.

3. Is there a radio?

Yes, there is \_\_\_\_\_ / No, there isn't \_\_\_\_\_.

4. Name objects in your classroom

There \_\_\_\_\_  
\_\_\_\_\_

10. Now you. Make five sentences about any place you want.

Examples: In my house. There's a refrigerator in the kitchen.

There are two people.

1. \_\_\_\_\_

2. \_\_\_\_\_

3. \_\_\_\_\_

4. \_\_\_\_\_

5. \_\_\_\_\_

## PRESENT CONTINUOUS

En este caso lo usaremos para describir acciones que están ocurriendo al momento de hablar. Se forma usando el verbo To be + un verbo, al cual se le agrega la terminación ing. Ejemplo:

She **is speaking**

Affirmative	Interrogative	Negative
I am speaking	Am I speaking?	I am not speaking
You are speaking	Are you speaking?	You are not speaking
He/she/it is speaking	He/she/it speaking?	He/she/it is not speaking
We are speaking	Are we speaking?	We are not speaking
You are speaking	Are you speaking?	You are not speaking
They are speaking	Are they speaking?	They are not speaking

## Contraction

Affirmative	Negative
I'm cleaning	I'm not cleaning
You're cleaning	You're not cleaning
He/she/it's cleaning	He/she/it's not cleaning
We're cleaning	We're not cleaning
You're cleaning	You're not cleaning
They're cleaning	They're not cleaning



11. Look at the pictures. Decide what people are doing.



12. Write what people are doing under the pictures. Use some of these activities.

- |                    |            |                       |
|--------------------|------------|-----------------------|
| Cleaning the house | washing up | talking to each other |
| watching TV        | reading    | taking a shower       |
| sleeping           | working    | writing a letter      |
|                    |            | eating                |

## Pre - listening


### LOCATIONS



**A is next to B**



**A is opposite B**




**A is near C**

**B is between A and C**



**A is on B**



**A is under B**

**13.** Read the title and, guess what the dialogue is about.

#### Looking for the Council

Monica : Excuse me! Where is the Town Council?

A woman : Sorry! I'm not from here.

Monica : That's O.K. Thanks.

Monica : Good morning, Sir. May I ask you a question?

Is the Town Council near here?

A man : Well, there is an information stand next to the monument .

Monica : Is it far?

A man : No. Just two minutes. Go straight ahead. There, you'll see the square. It's on your right, opposite the bookstore.

Monica : Thanks a lot.



### At the stand

Monica : Excuse me! I'm looking for the Town Council.  
Information clerk : Ha! Ha! Ha! Oh dear, lucky you! It's just opposite you!  
Monica : Really? Where is it?  
Information clerk : It's next to that grey building.  
Monica : Oh lovely! Thanks.  
Information clerk : Don't mention it.

### Listening

14. Listen to the conversation and say how many people are talking.

---

15. Make a list of the places you heard.  
e.g. (example) Town council

---

---

---

---

---

---

---

16. In pairs, complete the list.

Write (T) true or (F) false according to the text.

- \_\_\_\_\_ Monica is looking for the Town Council.
- \_\_\_\_\_ The woman is from the city.
- \_\_\_\_\_ The information clerk is in the toilet.
- \_\_\_\_\_ The man is in the square.
- \_\_\_\_\_ The monument is in the park.

17. In pairs, ask and answer the questions about the conversation:

Where's the Town Council?

It's opposite.

- Where's the information stand?

It's next to the \_\_\_\_\_

- Where's the bookstore?

\_\_\_\_\_

- Where's the monument?

\_\_\_\_\_

- Is there a square? Where's it?

\_\_\_\_\_

## Oral Practice

You are the owner of the house and put an advertisement in a local newspaper to rent your house. Somebody reads the advertisement and phones you to know where the house is, what it has and what the rent is etc.

**FLAT TO SHARE** young couple wants to share modern flat.  
Tel 988 5432.

**HOUSE TO LET** small modern house. Reasonable rent.  
Call 203 4567

**STUDIO TO LET** ideal for a professional. No pets. Tel 2145344

**18.** Listen to the conversation and circle the advertisement that was published.

### Telephone conversation

Ring ring...

You : Hello.

House hunter : Hello. Can I speak to the owner of the house, please?

You : This is the owner. Can I help you?

House hunter : Yes, could you give me some information about the house?

You : Sure! It is a modern house suitable for a young married couple. It's near Las Rejas station.

House hunter : And rooms... How many rooms?

You : Well, It's got two bedrooms. There is a bathroom opposite the bedrooms. There is a kitchen next to a big room that can be used as a living room or dining room.



House hunter : What about the rent?  
 You : It's quite reasonable. It's one hundred and fifty thousand pesos. You have to pay two months in advance.  
 House hunter : Can I see it today?  
 You : Yes, I'm working now, but you can see it in the afternoon at three. Write down the address, please. 356 North Las Rejas Avenue.  
 House hunter : 3 - 5 - 6 North Las Rejas Avenue.  
 You : Yes, from the Station go straight on two blocks along Las Rejas Avenue. It's between a blue and a white house.  
 House hunter : That's right. See you then. Oh, excuse me what's your name?  
 You : Oh! Sorry. I'm Catherine. See you at three, bye.  
 House hunter : Bye.

**19.** In pairs practise the dialogue

Ask your teacher to help you with the pronunciation.

**20.** Choose an advertisement and write your own conversation. Then act it out.

---



---



---



---



---



---



---



---



---

---

---

---

---

## Function

- **Talk about things that are happening now.**

What are you doing now?  
I'm studying English.

- **Locate people and things.**

Where is the family?  
They are in the car.

- **On the phone.**

This is \_\_\_\_\_

Can I speak to \_\_\_\_\_, please?

- **Greetings on the phone**

A. Hello.

B. Hello. Can I speak to \_\_\_\_\_, please?

**21.** Here there is a dialogue between Tom and Mary. Read it to yourself and put in the right order.

Mary : OK...

Tom : It's near the main square.

Mary : Hello. Can I speak to Tom, please?

Tom : Hello.

Mary : Where is it?

Tom : Yes, I am

Tom : This is Tom.

Mary : Oh! Hi, Tom. This is Mary. Are you still selling your flat?

---

---

---

---

---

---

---

---

---

---

- Check your answer with your classmates and the teacher.

## Pronunciation

l :

l

### 22. Say these words

Read

sing

See

pick up

Clean

drink

Eat

city

Field

hill

Sea

swim

Thirteen

this

### 23. Match the words to the sounds

IN BETWEEN IS FILM LIST WASHING MAKING

BEING WE SHE HE LIVE LIVING

//	/l:/

24. Read these sentences. Ask your teacher to check your pronunciation.

We live in a city with Tim.

She is eating cheese.

He's cleaning the seat.

I'm watching TV. Jim is reading.

/i:/



/i/







## Cultural Page

### Houses, homes and homelessness in Britain

In Britain there are at least 4 types of houses. Detached houses which are in expensive suburbs, far from the town centre. Semi detached houses which are nearer the town centre. Terraced houses and blocks of flats which are in town centres.

Most of the houses in the country are cottages, which are small houses with roofs made of straw.



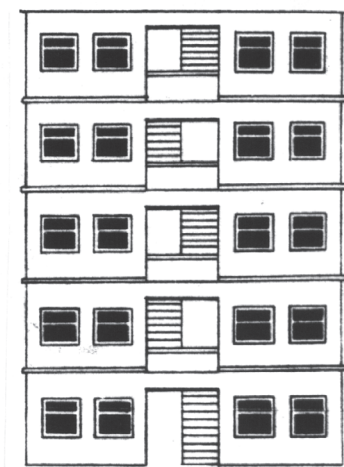
A **detached - house** is one that is not next to any other house.



A **semi - detached** house is a house that is next to another house on one side by a shared wall.



A **terraced house** is one of a row of similar houses separated by their side walls.



**Blocks of flats** are large buildings containing flats.

In which flat or house do you live?

Most British houses have a front and back garden to grow flowers. British people really love flowers!

About 30 percent of people in Britain live in rented accommodations. However, there is not enough rented accommodation and they are expensive.

It is difficult to find a cheap place to live in London. It is especially difficult for young people without a job. So there are hostels for the homeless where they can live temporarily.



## Funny Page

1. Unscramble the tiles to reveal a message.


Y UN	WE A	SAME	DER	NE F	RE A	AMIL
THE	SKY	LL O				

## Places

G T S I Z Q Q E V D P E  
 X H U R L E S S R O A X  
 K K P I C U S U S C K L  
 H T E Q O M G T E L T Y  
 O Y R H L S N F I P I D  
 V P M D T B A N K O Z U  
 E P A O F C L M P S Q U  
 C W R F Q A W O M A P Z  
 I E K L I C N U O C R O  
 F R E A I A X N M H T K  
 F H T T V K S L N E C H  
 O N E U X M X U O W J S

BANK	OFFICE
COUNCIL	PARK
DRUGSTORE	POST
FLAT	SCHOOL
HOUSE	SUPERMARKET

“Shell”






• **Project**

2. Choose one of two.

- Draw a map of your neighbourhood. Write a paragraph about it. Describe what people in your neighbourhood are doing at the moment.
- Draw a map of your house. Write a paragraph about it. Describe what people in your house are doing at the moment.

**A map of my house / neighbourhood**



3. Write a paragraph describing the place and what people are doing there.

---

---

---

---

---

---

---

### Lexical Revision

4. Find these nouns in the text. Match them with the definitions.

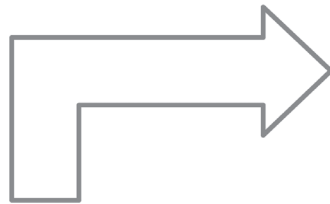
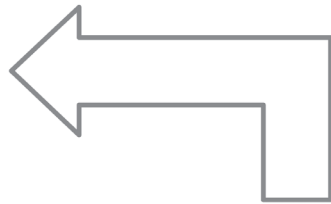
Kitchen - living room - bedroom - toilet - dining room

I live in an apartment building in Maipu. It's a five-storey building. Let me show you my flat.

There is a living room where we read and a dining room. Opposite the front door there is a corridor. On the left of the corridor there are two bedrooms. On the right there is the toilet and the little bedroom. Next to the dining room there is the kitchen. It's lovely. Isn't it ?

- Kitchen \_\_\_\_\_ It is used for watching TV, reading and talking.
- Bedroom \_\_\_\_\_ It is used for getting rid of urine and...
- Dining room \_\_\_\_\_ It is used for eating.
- Living room \_\_\_\_\_ It is used for sleeping.
- Toilet \_\_\_\_\_ It is used for cooking and for washing the dishes.

5. Find the words in the text wich mean the following




---



---




---



## Self Check



1. Look at the pictures and identify which sentence describe correctly what is happening at the moment in each picture. (TRUE - FALSE)

A young man is playing with a ball. T / F

People are shopping at the supermarket. T / F

A man is looking at the sky. T / F

Two people are having a picnic. T / F

The man is cleaning the zoo. T / F

A man is phoning. T / F

A is near a man phoning. T / F

A is between a man phoning and a man playing. T / F



2. Complete the sentence with the correct preposition according to the picture.

Between - near - next to - in front of - on - in - opposite

The buildings are \_\_\_\_\_ to the school.

The school is \_\_\_\_\_ the building and the house.

The monument is \_\_\_\_\_ of the school.

The square is \_\_\_\_\_ the buildings.



3. Complete the dialogues. Use the picture.

+ Excuse me. Where's the \_\_\_\_\_?

- It's \_\_\_\_\_

+ Thanks.

- You're welcome.

+ Excuse me. Is \_\_\_\_\_ a school near here?

- Yes, \_\_\_\_\_ one \_\_\_\_\_ the \_\_\_\_\_.


+ Thank you.

- You're welcome.

+ Excuse me \_\_\_\_\_ a stadium over here?

- No, \_\_\_\_\_

4. Write an advertisement to let the house in the picture.



## NOW I CAN...

Write a tick ✓ for YES and a cross X for NO

• Listen to dialogues and understand the main idea.	
• Read a text about the topic and find specific information.	
• Transfer information from a text about the topic into another form. (e.g. filling a chart, drawing)	
• Complete sentences from a reading passage.	
• Identify and use vocabulary related to places in a city.	
• Recognise and use vocabulary related to rooms in a house.	
• Ask and answer where places are.	
• Recognise and use some prepositions of place: on, in, between, opposite...	
• Write a paragraph to describe a place.	

